



Fullerton College



**FRIENDS OF
FULLERTON COLLEGE
FOUNDATION**

HOW TO DOWNLOAD YOUR UNOFFICIAL TRANSCRIPT

1- Go to the Fullerton College website

<https://www.fullcoll.edu/>



Faculty + Staff Alumni Community Directory Search

Fullerton College Future Students Academics Current Students Visit Schedule and Catalog News About

HAPPY WOMEN'S HISTORY MONTH

Join us for on-campus events throughout the month to engage, learn, and celebrate inspiring women from the past, present and future.

SEE ALL EVENTS

Thinking about Fullerton College? Let us know with our Interest Form. Interest Form

2- Login to MyGateway



[Faculty + Staff](#) [Alumni](#) [Community](#) [Directory](#)

Search       

Fullerton College

[Future Students](#) [Academics](#) [Current Students](#) [Visit](#) [Schedule and Catalog](#) [News](#) [About](#)

HAPPY WOMEN'S HISTORY MONTH

Join us for on-campus events throughout the month to engage, learn, and celebrate inspiring women from the past, present and future.

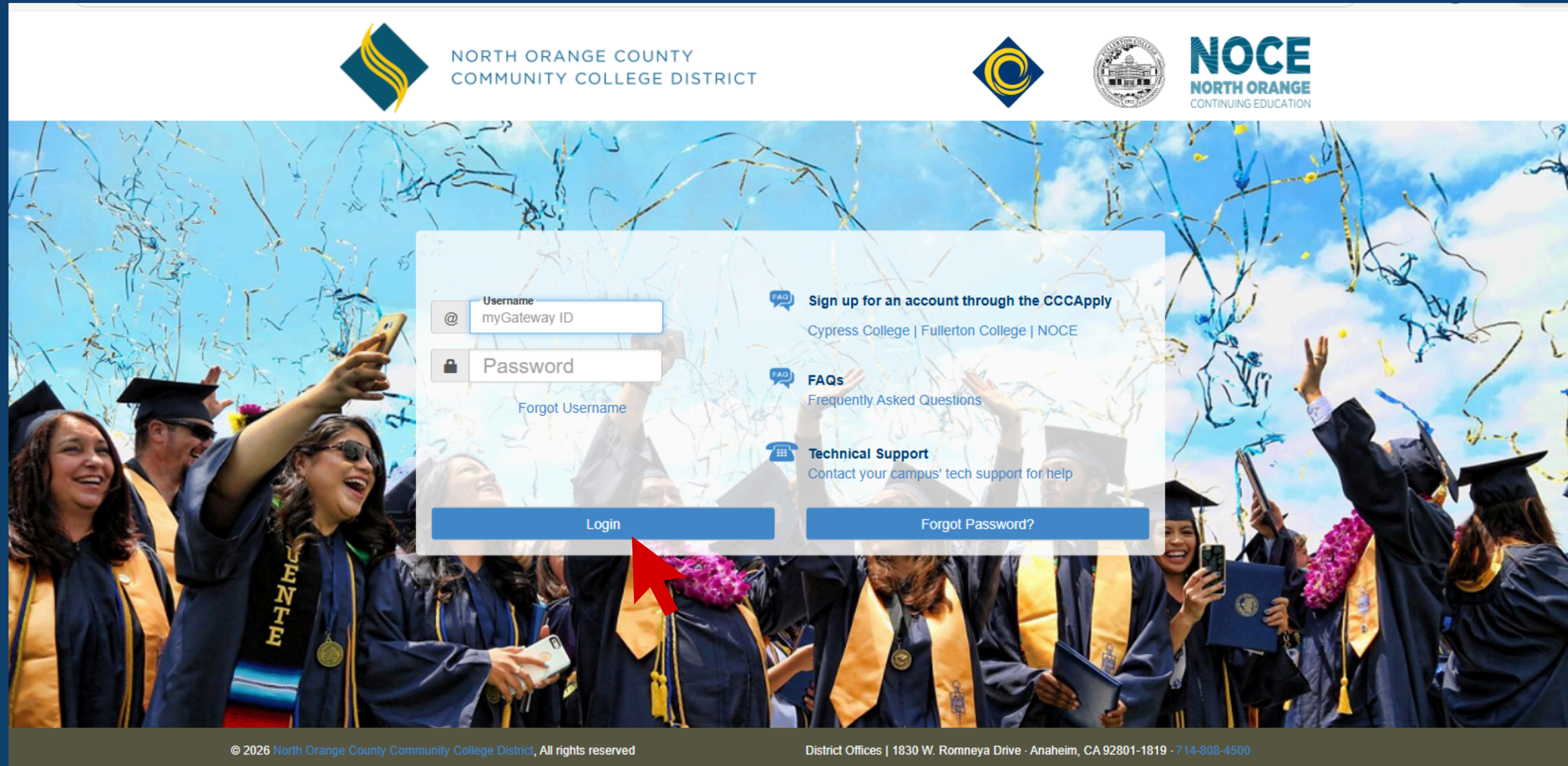
[SEE ALL EVENTS](#)

Thinking about Fullerton College? Let us know with our Interest Form.

[Interest Form](#)

3- Enter your 8-digit **Banner ID** number and your MyGateway Password

- Click Login



The screenshot shows the login interface for North Orange County Community College District. At the top, there are logos for the district and NOCE (North Orange Continuing Education). The main content area features a login form with fields for Username (containing 'myGateway ID') and Password. Below the password field is a 'Forgot Username' link. To the right of the form are three links: 'Sign up for an account through the CCCApply' (with subtext 'Cypress College | Fullerton College | NOCE'), 'FAQs' (with subtext 'Frequently Asked Questions'), and 'Technical Support' (with subtext 'Contact your campus' tech support for help'). At the bottom of the form are two buttons: 'Login' and 'Forgot Password?'. A red arrow points to the 'Login' button. The background of the page is a photograph of graduates in blue and gold gowns celebrating with confetti.

**NORTH ORANGE COUNTY
COMMUNITY COLLEGE DISTRICT**

**NOCE
NORTH ORANGE
CONTINUING EDUCATION**

Username
@ myGateway ID

Password

[Forgot Username](#)

[Sign up for an account through the CCCApply](#)
Cypress College | Fullerton College | NOCE

[FAQs](#)
Frequently Asked Questions

[Technical Support](#)
Contact your campus' tech support for help

[Login](#) [Forgot Password?](#)

© 2026 North Orange County Community College District, All rights reserved

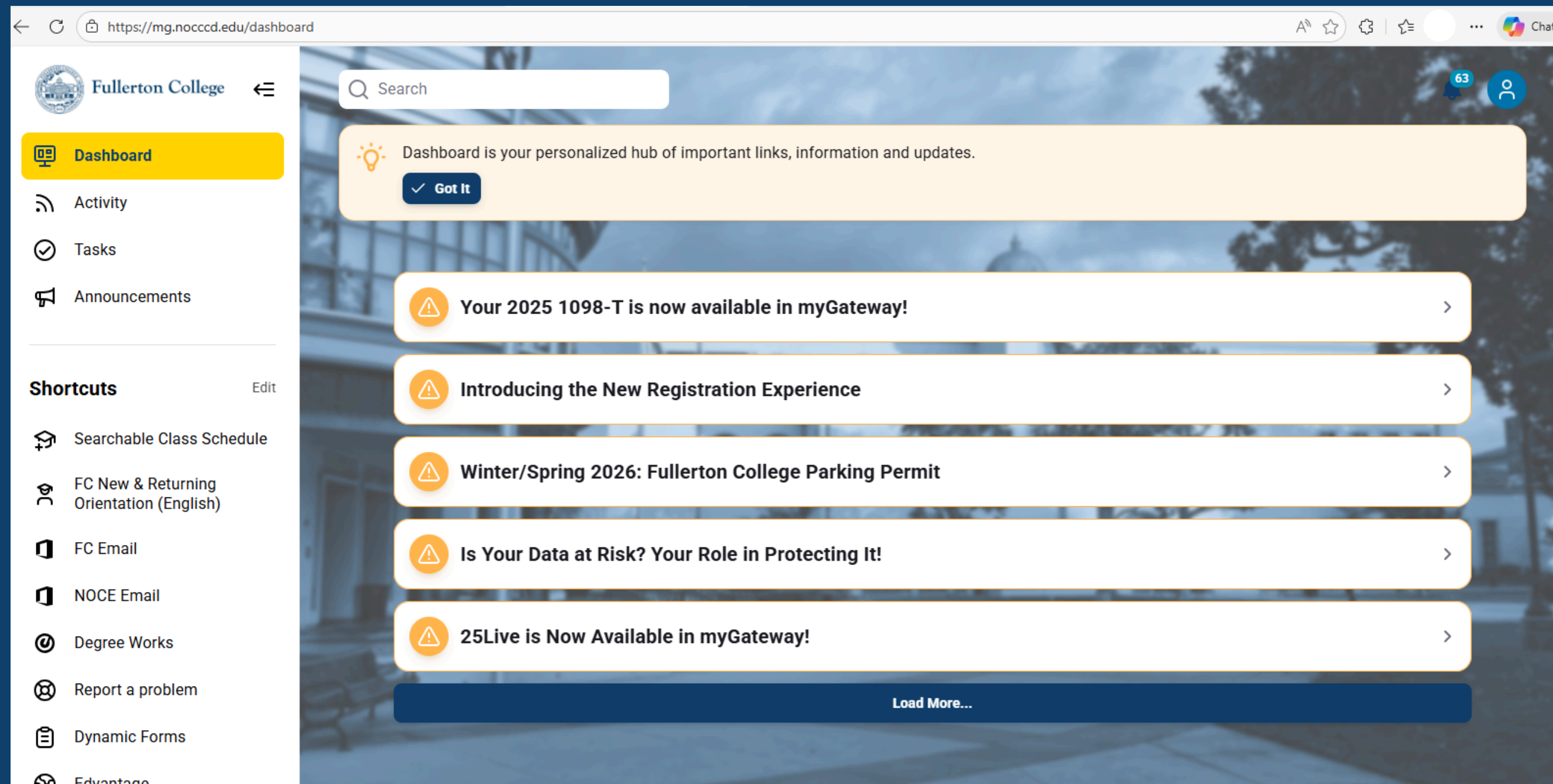
District Offices | 1830 W. Romneya Drive - Anaheim, CA 92801-1819 - 714-808-4500

- Click MyGateway

The screenshot shows the NOCE Single Sign-On Portal. At the top, there are logos for the North Orange County Community College District and NOCE North Orange Continuing Education. The main content area features a header with the NOCE logo and the text "Single Sign-On Portal". Below this, there are two tabs: "SAML SSO" and "Password-based SSO". Under the "Password-based SSO" tab, there are two buttons: "LinkedIn Learning" and "MyGateway". A red arrow points to the "MyGateway" button. In the top right corner of the portal, there is a user status bar that says "Logged in as: 02058148 | Log Out" and a link for "Manage Your Account Settings". Below the user status bar, there is a "Size:" dropdown menu set to "Large" and a "Change" button. At the bottom of the page, there is a footer with the copyright notice "© 2026 North Orange County Community College District, All rights reserved" and the address "District Offices | 1830 W. Romney Drive - Anaheim, CA 92801-1819 - 714-808-4500". The background of the portal is a photograph of graduates in blue gowns and yellow stoles, celebrating with their arms raised.

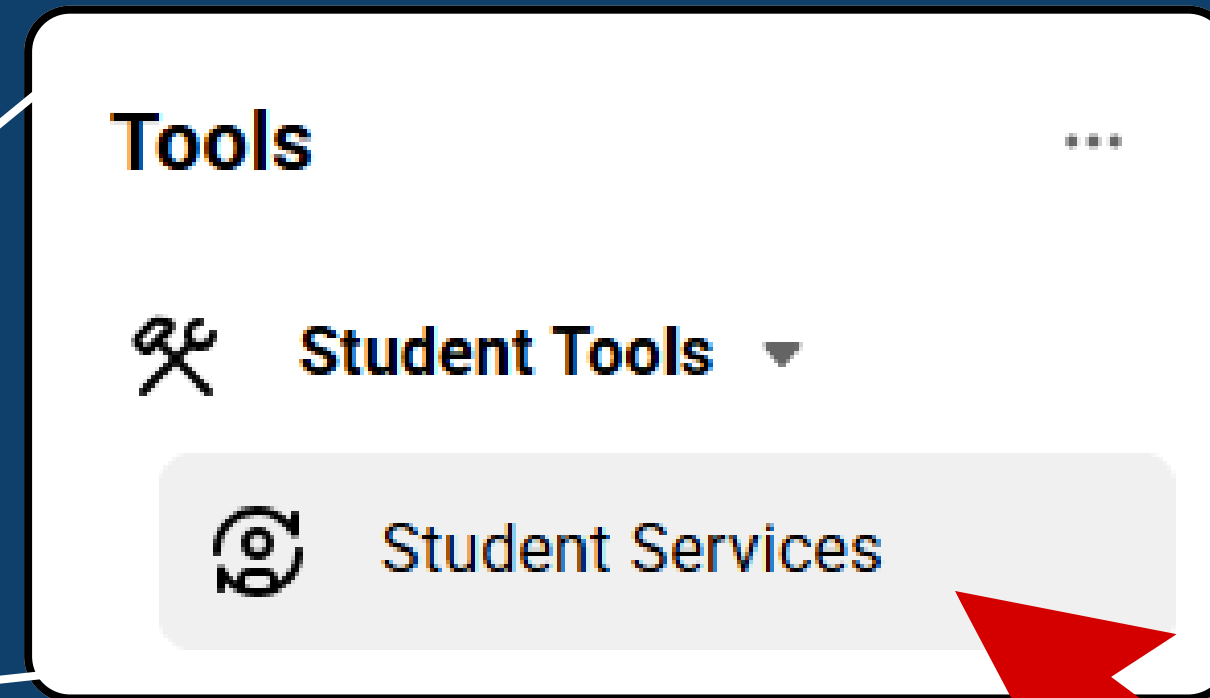
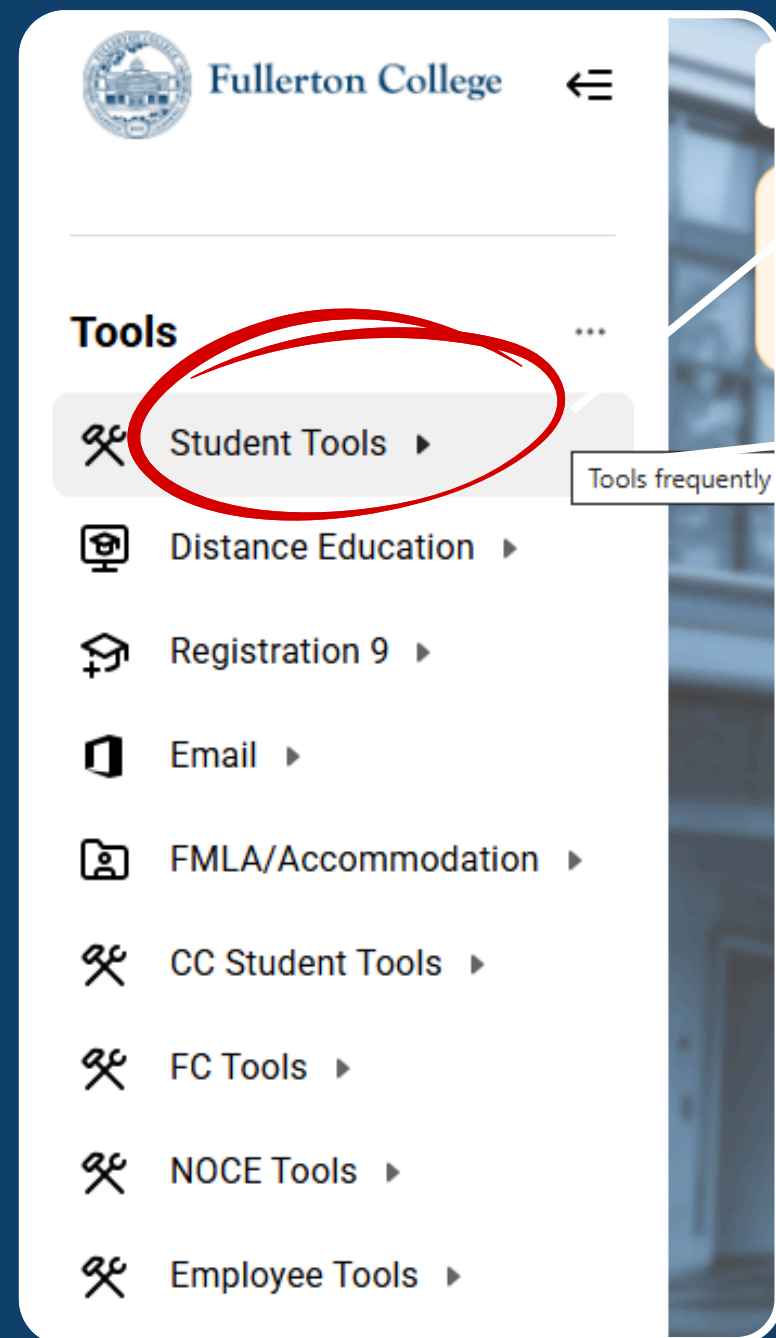
4- On your dashboard

- Go to the left column and scroll down to “**Tools**” > “Student Tools”

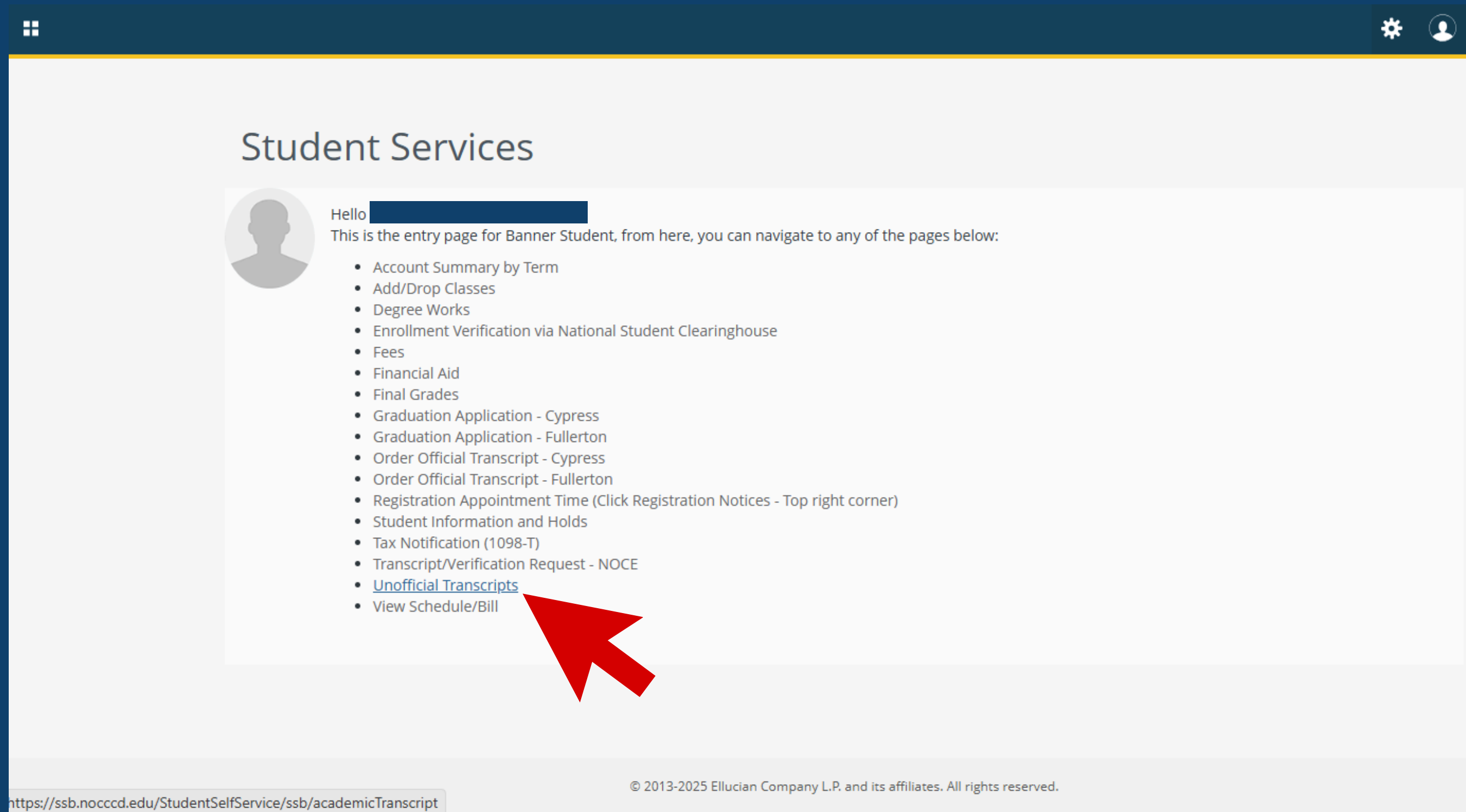


The screenshot shows the Fullerton College dashboard at the URL <https://mg.nocccd.edu/dashboard>. The left sidebar contains a navigation menu with the following items: Dashboard (highlighted in yellow), Activity, Tasks, Announcements, Shortcuts (with an Edit link), Searchable Class Schedule, FC New & Returning Orientation (English), FC Email, NOCE Email, Degree Works, Report a problem, Dynamic Forms, and Edvantage. The main content area features a search bar, a welcome message: "Dashboard is your personalized hub of important links, information and updates." with a "Got It" button, and a list of five announcements, each with a warning icon and a right-pointing arrow: "Your 2025 1098-T is now available in myGateway!", "Introducing the New Registration Experience", "Winter/Spring 2026: Fullerton College Parking Permit", "Is Your Data at Risk? Your Role in Protecting It!", and "25Live is Now Available in myGateway!". A "Load More..." button is located at the bottom of the announcements list.

5- Click "Student Tools" → "Student Services"



6- Click “Unofficial Transcript”



The screenshot shows a web interface for Student Services. At the top right, there are icons for a settings gear and a user profile. The main heading is "Student Services". Below this, a user profile section includes a placeholder for a profile picture and a greeting: "Hello [redacted]". A message states: "This is the entry page for Banner Student, from here, you can navigate to any of the pages below:". A bulleted list of services follows, with a red arrow pointing to the "Unofficial Transcripts" link.

- Account Summary by Term
- Add/Drop Classes
- Degree Works
- Enrollment Verification via National Student Clearinghouse
- Fees
- Financial Aid
- Final Grades
- Graduation Application - Cypress
- Graduation Application - Fullerton
- Order Official Transcript - Cypress
- Order Official Transcript - Fullerton
- Registration Appointment Time (Click Registration Notices - Top right corner)
- Student Information and Holds
- Tax Notification (1098-T)
- Transcript/Verification Request - NOCE
- [Unofficial Transcripts](#)
- View Schedule/Bill

https://ssb.nocccd.edu/StudentSelfService/ssb/academicTranscript

© 2013-2025 Ellucian Company L.P. and its affiliates. All rights reserved.

Student • Academic Transcript

Academic Transcript

Transcript Level

Transcript Type

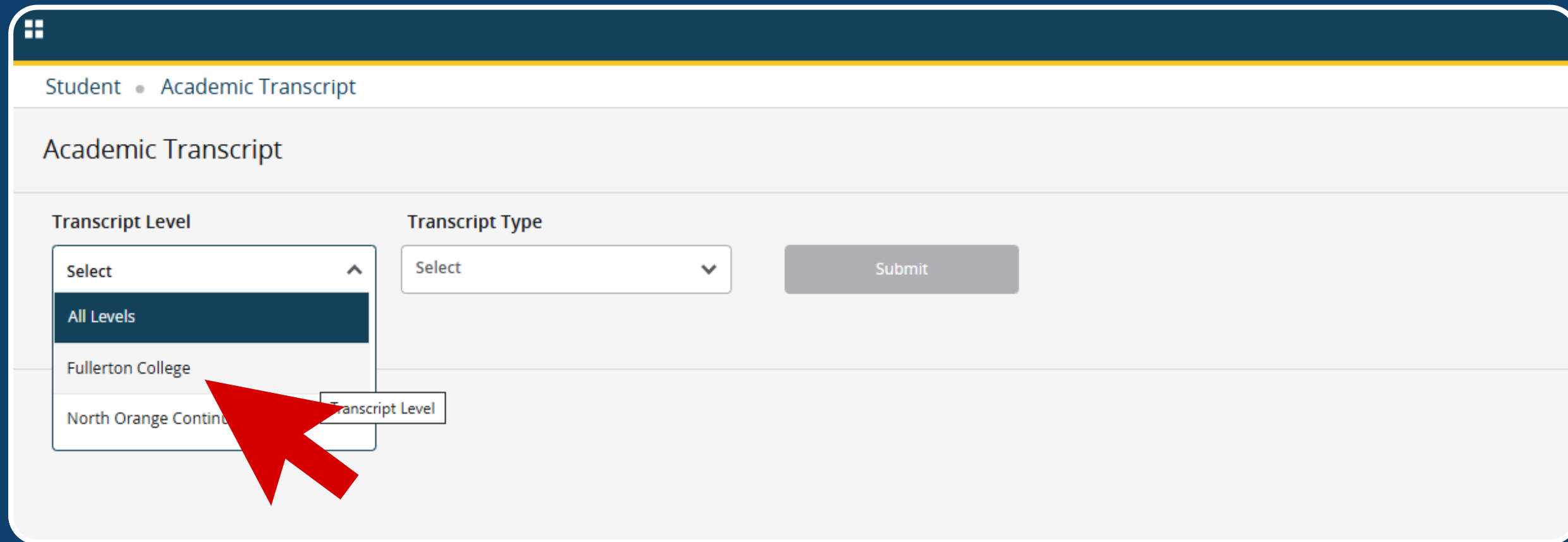
Submit

Select

All Levels

Fullerton College

North Orange Contin



- Select Fullerton College

Student • Academic Transcript

Academic Transcript

Transcript Level

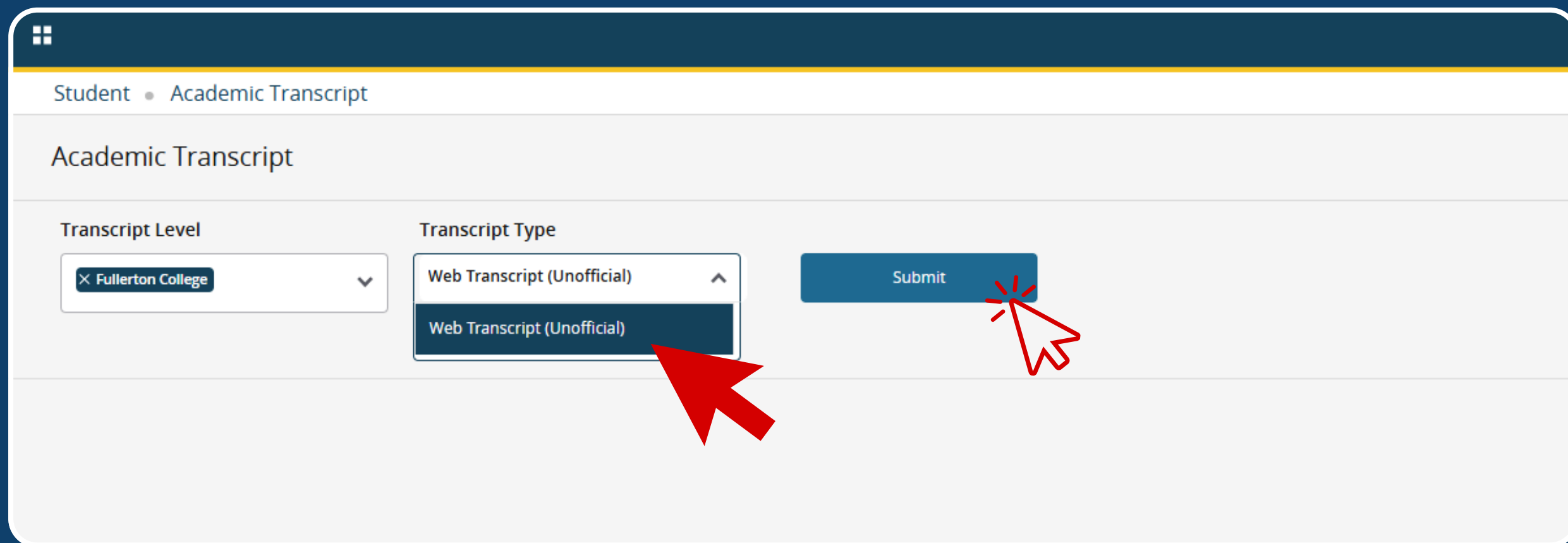
Transcript Type

Submit

× Fullerton College

Web Transcript (Unofficial)

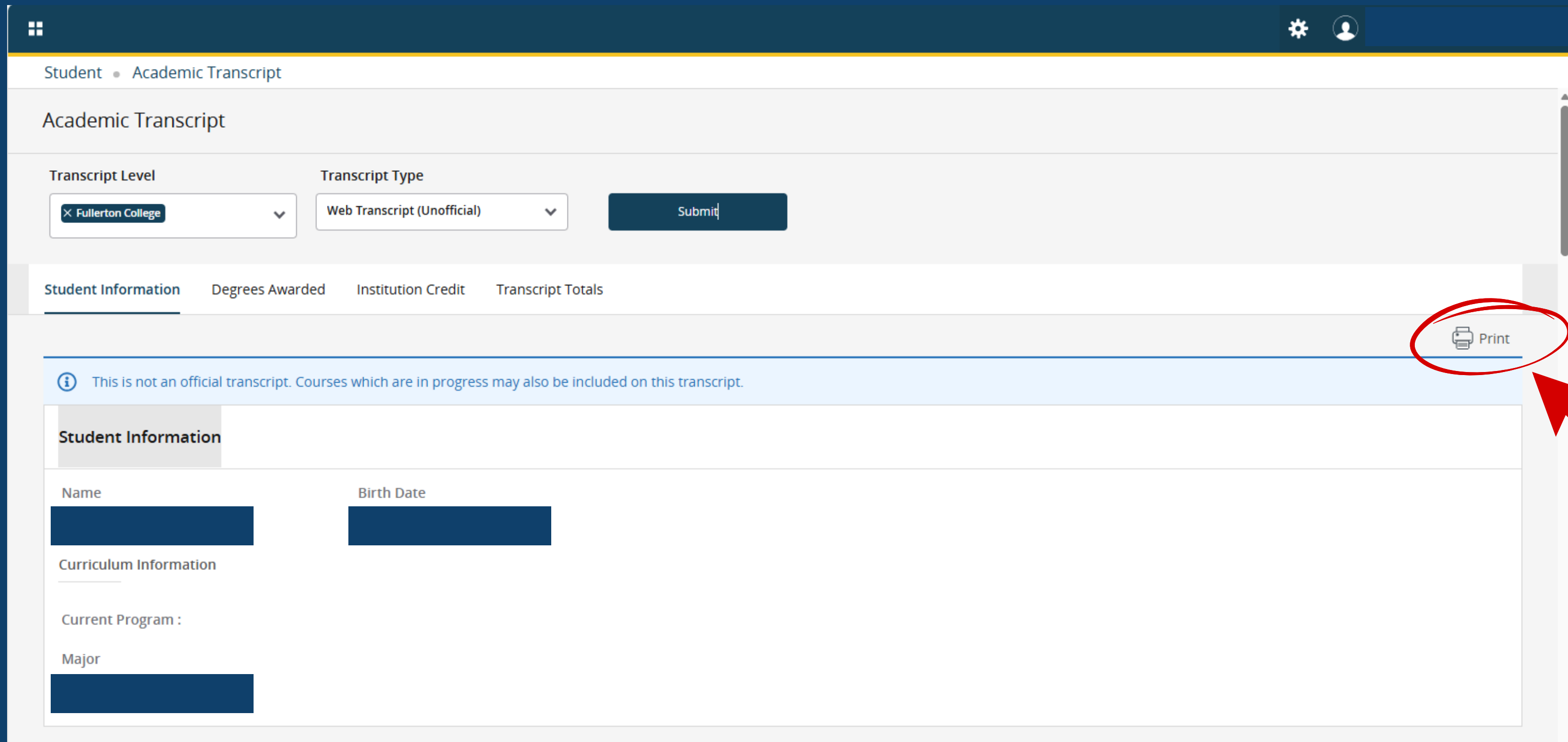
Web Transcript (Unofficial)



- Select Web Transcript (Unofficial).
- Click **Submit**

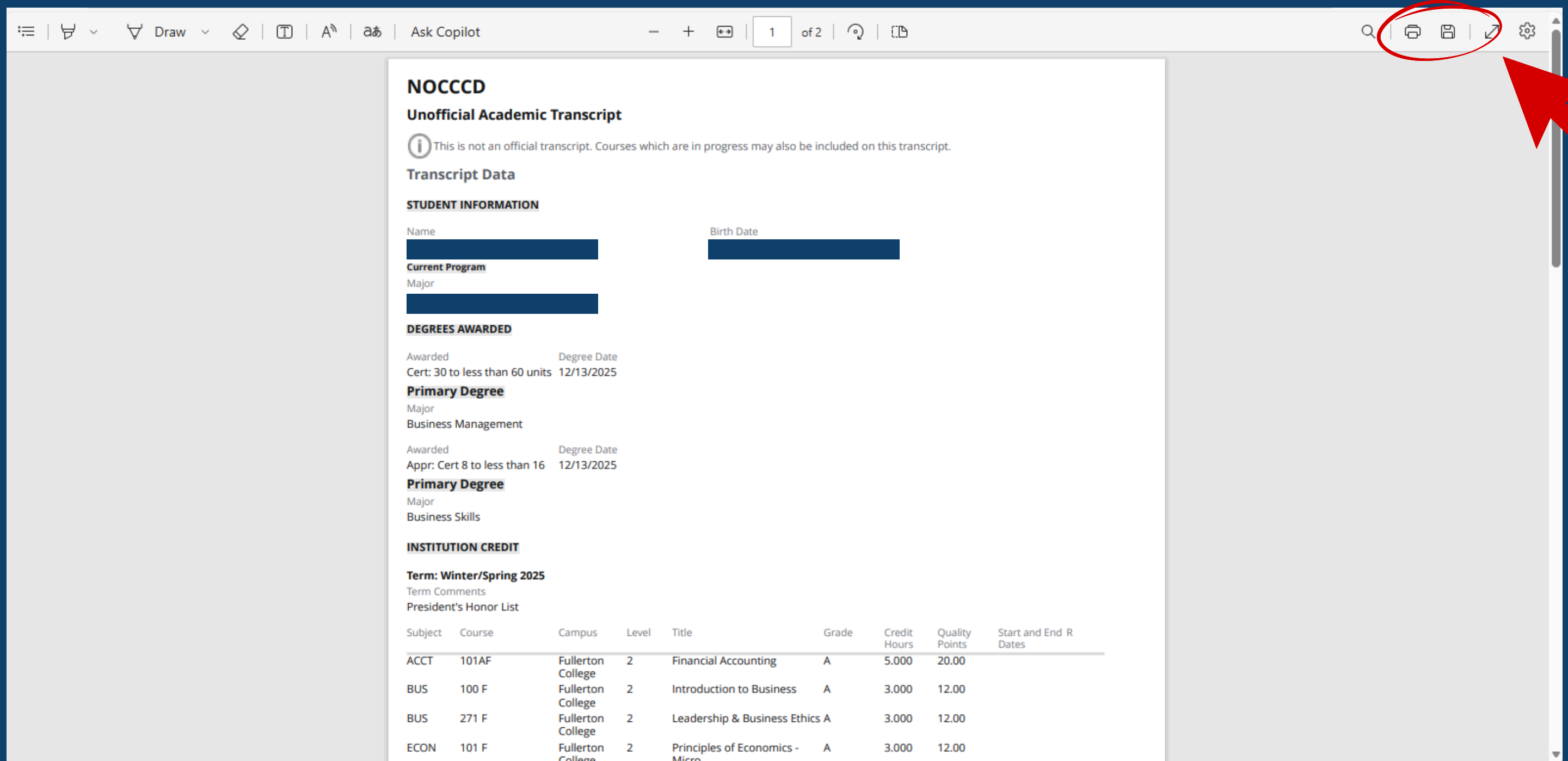
7- Your information will appear

- Click on “Print”



The screenshot shows a web interface for an Academic Transcript. At the top, there is a navigation bar with a hamburger menu icon, a gear icon, and a user profile icon. Below the navigation bar, the page title is "Student • Academic Transcript". The main heading is "Academic Transcript". There are two dropdown menus: "Transcript Level" with "Fullerton College" selected, and "Transcript Type" with "Web Transcript (Unofficial)" selected. A "Submit" button is located to the right of these dropdowns. Below the dropdowns, there are four tabs: "Student Information", "Degrees Awarded", "Institution Credit", and "Transcript Totals". The "Student Information" tab is active. In the top right corner of the main content area, there is a "Print" button with a printer icon, which is circled in red. A red arrow points to the "Print" button. Below the "Print" button, there is a blue information banner with an information icon and the text: "This is not an official transcript. Courses which are in progress may also be included on this transcript." The "Student Information" section is partially visible, showing fields for "Name" and "Birth Date", both of which are redacted with dark blue bars. Below this, there is a "Curriculum Information" section with a "Current Program" field and a "Major" field, both of which are also redacted with dark blue bars.

8- You can now **print** it and/or save it as a **PDF**



The screenshot shows a web browser window displaying a transcript from NOCCCD. The browser's top toolbar includes a search icon, a print icon, a save icon, and a settings icon. A red circle highlights the print and save icons, and a red arrow points to them from the right. The transcript content includes:

NOCCCD

Unofficial Academic Transcript

This is not an official transcript. Courses which are in progress may also be included on this transcript.

Transcript Data

STUDENT INFORMATION

Name: [Redacted] Birth Date: [Redacted]
Current Program: [Redacted]
Major: [Redacted]

DEGREES AWARDED

Awarded Degree Date
Cert: 30 to less than 60 units 12/13/2025

Primary Degree

Major: Business Management
Awarded Degree Date
Appr: Cert 8 to less than 16 12/13/2025

Primary Degree

Major: Business Skills

INSTITUTION CREDIT

Term: Winter/Spring 2025
Term Comments
President's Honor List

Subject	Course	Campus	Level	Title	Grade	Credit Hours	Quality Points	Start and End R Dates
ACCT	101AF	Fullerton College	2	Financial Accounting	A	5.000	20.00	
BUS	100 F	Fullerton College	2	Introduction to Business	A	3.000	12.00	
BUS	271 F	Fullerton College	2	Leadership & Business Ethics	A	3.000	12.00	
ECON	101 F	Fullerton College	2	Principles of Economics - Micro	A	3.000	12.00	

Thank You



Once a Hornet
Always a Hornet

